



MI Humanities

WWW.MICHIGANHUMANITIES.ORG



“Bringing people together through stories, histories, cultures, and conversations.”

Serving
all 83
counties



OVER

11 million

PARTICIPANTS
SINCE 2020

OVER

48,000

BOOKS
DISTRIBUTED
SINCE 2020

OVER

27,000

STUDENTS
IMPACTED BY
POETRY OUT LOUD
SINCE 2020

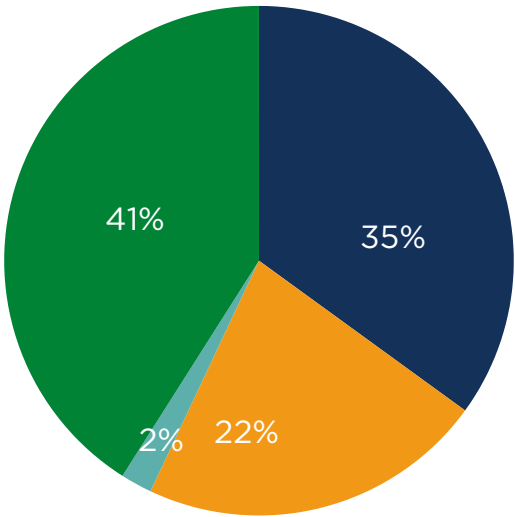
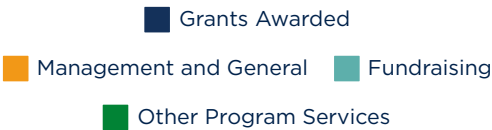
IN FISCAL YEAR 2023, MICHIGAN HUMANITIES
GRANTED OVER **\$600,000**, LEVERAGING
\$2.13 million IN COMMUNITY INVESTMENT.

FY2024

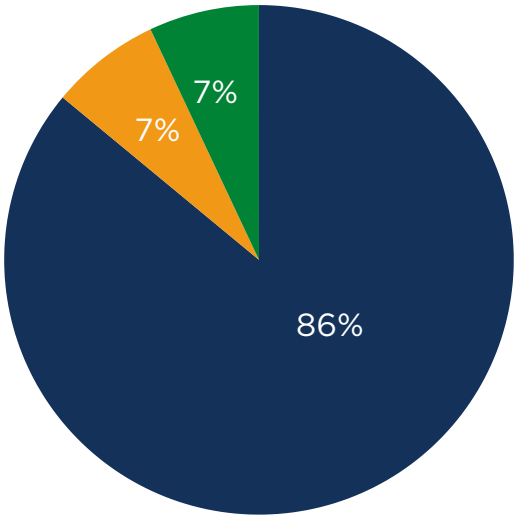
AUDITED FINANCIALS



EXPENSE DISTRIBUTION (\$1,752,433)



REVENUE DISTRIBUTION (\$1,964,353)



FINANCIAL STATEMENT

The National Endowment for the Humanities accounted for 86% of the council's income in Fiscal Year 2024. The remaining revenue comes from the Michigan Arts and Culture Council and generous donations from individuals, foundations, and corporations. Events include Michigan Humanities programs such as Great Michigan Read, Poetry Out Loud, the Smithsonian partnership Museum on Main Street, as well as grant-funded projects such as Arts and Humanities Touring Grants, Humanities Grants, Bridging Michigan Grants, Action Grants, and other funded partnerships.

STATEMENT OF ACTIVITIES

November 1, 2023 - October 31, 2024

Revenue	
National Endowment for the Humanities (NEH)	\$1,692,731
Michigan Arts and Culture Council (MACC)	\$140,000
Public Support - Gift Income	\$125,671
Interest Income	\$5,951

TOTAL REVENUE	\$1,964,353
----------------------	--------------------

Expenses	
Grants Awarded	\$610,436
Management	\$385,878
Programming	\$712,850
Fundraising	\$43,269

TOTAL EXPENSES	\$1,752,433
-----------------------	--------------------

Net Assets	
BEGINNING	\$409,527
ENDING	\$409,252

STATEMENT OF FINANCIAL POSITION

October 31, 2024

Assets	
Cash and Equivalents	\$498,353
Grants Receivable	\$833,558
Accounts Receivable	\$52,500
Prepaid Expenses	\$32,688
Endowment	\$43,241
Operating Lease Right of Use Asset	\$258,647
Other	\$5,579

TOTAL ASSETS	\$1,724,566
---------------------	--------------------

Liabilities	
Accounts Payable	\$22,890
Accrued Expenses	\$32,876
Grant Contract Payable	\$2,996
Current Portion - Operating Lease Liability	\$44,979
Operating Lease Liability - Less Current Portion	\$213,668

TOTAL LIABILITIES	\$317,409
--------------------------	------------------

Net Assets	
With Donor Restrictions	\$997,905
Without Donor Restrictions	\$409,252

TOTAL NET ASSETS	\$1,407,157
-------------------------	--------------------

Total Liabilities & Net Assets	\$1,724,566
---	--------------------