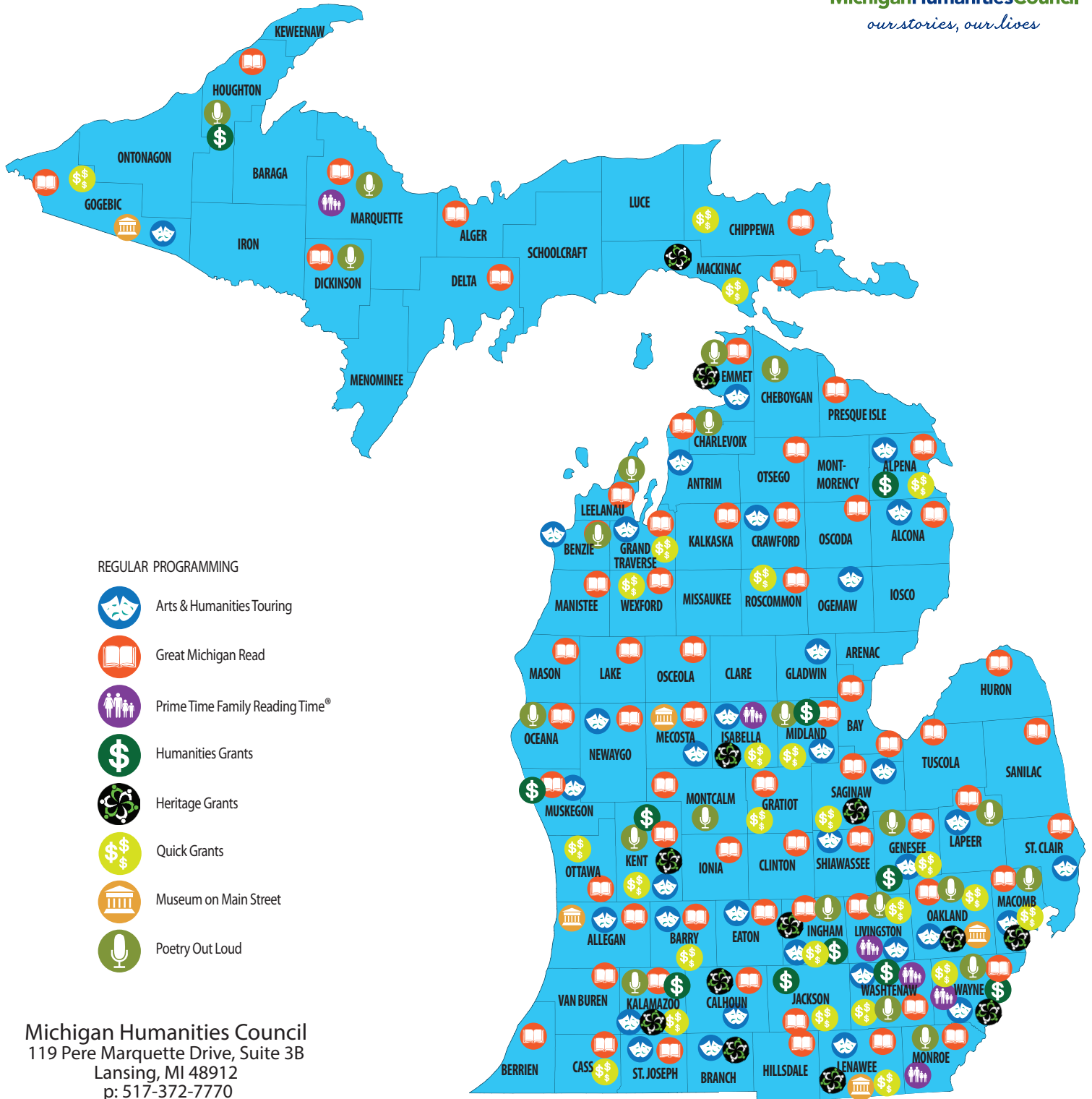


Michigan Humanities Council Outreach

Program location by County: Nov. 1, 2014 — Oct. 31, 2015



Michigan Humanities Council
our stories, our lives



Michigan Humanities Council
119 Pere Marquette Drive, Suite 3B
Lansing, MI 48912
p: 517-372-7770
www.michiganhumanities.org
info@mihumanities.org

Financials

Audited financials for 2015 fiscal year



Statement of Activities

For the 12 months ending October 31, 2015

Revenue

National Endowment for the Humanities	1,004,230
Michigan Council for Arts & Cultural Affairs	138,644
Public support - gift income	114,134
Interest income	300
Touring program fees	6,990
Total Revenue	\$1,264,298

Expenses

Grants Awarded	698,490
Management and General	173,846
Programming	687,443
Fundraising	57,572
Total Expenses	\$1,617,351

Net Assets

Beginning	\$2,195,773
Ending	\$1,842,720

Statement of Financial Position

October 31, 2015

Assets

Cash and Equivalents	840,645
Grants Receivable	558,483
Prepaid Expenses	12,690
Receivable - WK Kellogg Foundation	780,627
Cash and Investments - Endowment	40,839
Property & Equipment (Net)	47,322
Other	11,734
Total Assets	\$2,292,340

Liabilities

Accounts Payable	10,149
Accrued Expenses	12,685
Grant Contracts Payable	426,786
Total Liabilities	\$449,620

Net Assets

Unrestricted	352,858
Temporarily Restricted	1,454,297
Permanently Restricted	35,565
Total Net Assets	\$1,842,720

Total Liabilities & Net Assets

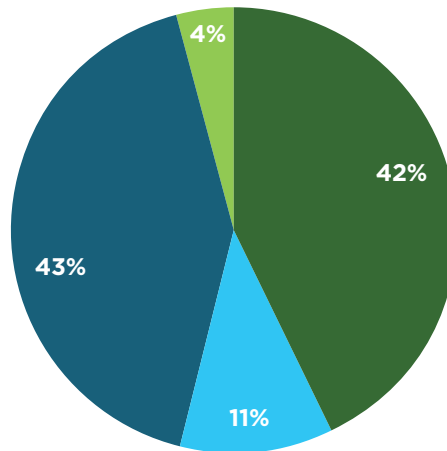
\$2,292,340

Financial Statement

The National Endowment for the Humanities accounted for 79% of the Council's income in 2015. The remaining revenue comes from foundation partnerships, Michigan Council for Arts and Cultural Affairs and donations from individuals and businesses. Included in expenses reflected in 2015 are costs in the amount of \$595,967 covered by a contribution from WK Kellogg received in 2014.

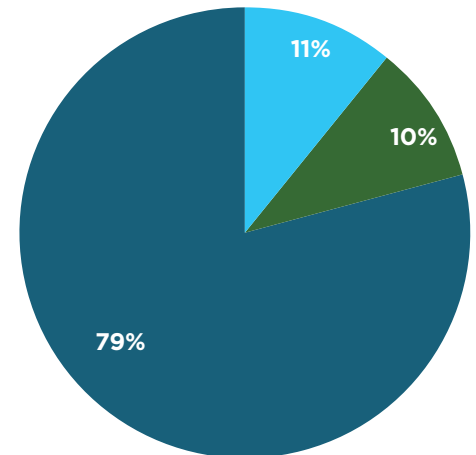
The generous support of our funding partners and donors make the work of the Michigan Humanities Council possible. In FY 2015, 553 projects were funded, 698 statewide events hosted and 132,060 participants.

Expense Distribution (\$ 1,617,351)



- Grants Awarded
- Management and General
- Programming
- Fundraising

Revenue Distribution (\$1,264,298)



- NEH Support
- MCACA Support
- Public Support

