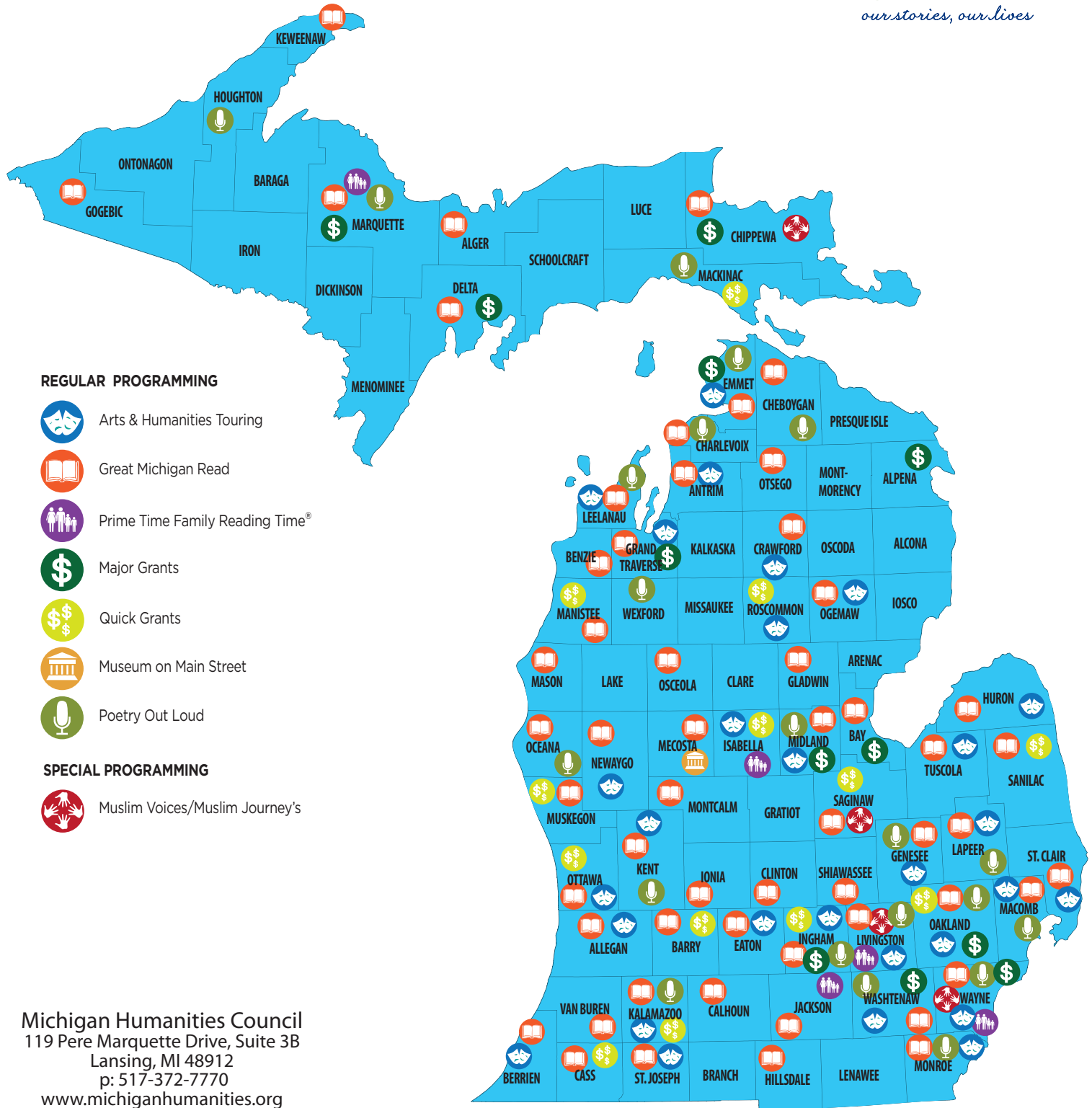


Michigan Humanities Council Outreach

Program location by County: Nov. 1, 2013 — Oct. 31, 2014



Michigan Humanities Council
our stories, our lives



REGULAR PROGRAMMING

- Arts & Humanities Touring
- Great Michigan Read
- Prime Time Family Reading Time®
- Major Grants
- Quick Grants
- Museum on Main Street
- Poetry Out Loud

SPECIAL PROGRAMMING

- Muslim Voices/Muslim Journey's

Michigan Humanities Council
119 Pere Marquette Drive, Suite 3B
Lansing, MI 48912
p: 517-372-7770
www.michiganhumanities.org
info@mihumanities.org

Financials

Audited financials for 2014 fiscal year



Michigan Humanities Council
our stories, our lives

Statement of Activities

For the 12 months ending October 31, 2014

Revenue

National Endowment for the Humanities	1,015,330
WK Kellogg Foundation	1,728,775
Michigan Council for Arts & Cultural Affairs	128,394
Public support - gift income	103,938
Interest income	520
Touring program fees	-
Net assets released from restrictions	-
Total Revenue	\$2,976,957

Expenses

Grants Awarded	351,766
Management and General	195,328
Programming	614,465
Fundraising	112,823
Total Expenses	\$1,274,382

Net Assets

Beginning	\$ 493,198
Ending	\$2,195,773

Statement of Financial Position

October 31, 2014

Assets

Cash and Equivalents	514,303
Grants Receivable	1,016,940
Prepaid Expenses	7,027
Receivable - WK Kellogg Foundation	780,627
Cash and Investments - Endowment	40,802
Property & Equipment (Net)	61,753
Rent Deposit	1,000
Total Assets	\$2,422,452

Liabilities

Accounts Payable	11,164
Accrued Expenses	13,884
Grant Contracts Payable	201,631
Total Liabilities	\$226,679

Net Assets

Unrestricted	296,887
Temporarily Restricted	1,863,321
Permanently Restricted	35,565
Total Net Assets	\$2,195,773

Total Liabilities & Net Assets

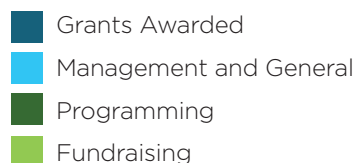
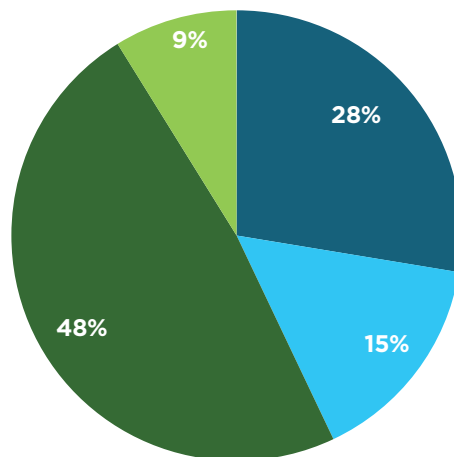
\$2,422,452

Financial Statement

The National Endowment for the Humanities accounted for 34% of the Council's income in 2014, and WK Kellogg support accounted for 58%. The remaining revenue comes from state funding from the Michigan Council for Arts and Cultural Affairs and donations from individuals and businesses. Those funds make a big difference, providing more flexibility in using the money where it is needed most.

The other critical piece of the Council's financial picture that is not reflected in these charts and tables: our ability to leverage in-kind and matching dollars for public humanities programs throughout the state. Last year, the Council provided \$966,231 in direct support for humanities projects to hundreds of schools, libraries, historical societies, universities, community centers, museums and other nonprofits. Their in-kind donations and matching funds multiply the value of our support every year.

Expense Distribution (\$ 1,274,382)



Revenue Distribution (\$2,976,957)

